



"THE NAME BEHIND PUMP PERFORMANCE"

KPR'S

SUBMERSIBLE

DEWATERING PUMPS



*For
Construction &
Other
Industries*

CORROSION/ABRASION RESISTANT IMPELLER

All KPR'S impellers are design to keep working under extremely harsh conditions. They are produced in stainless steel 410 grade and machined in our own machine shop to exacting specifications and finished to very high hardness levels. Hardness reduces wear for continued high performance.



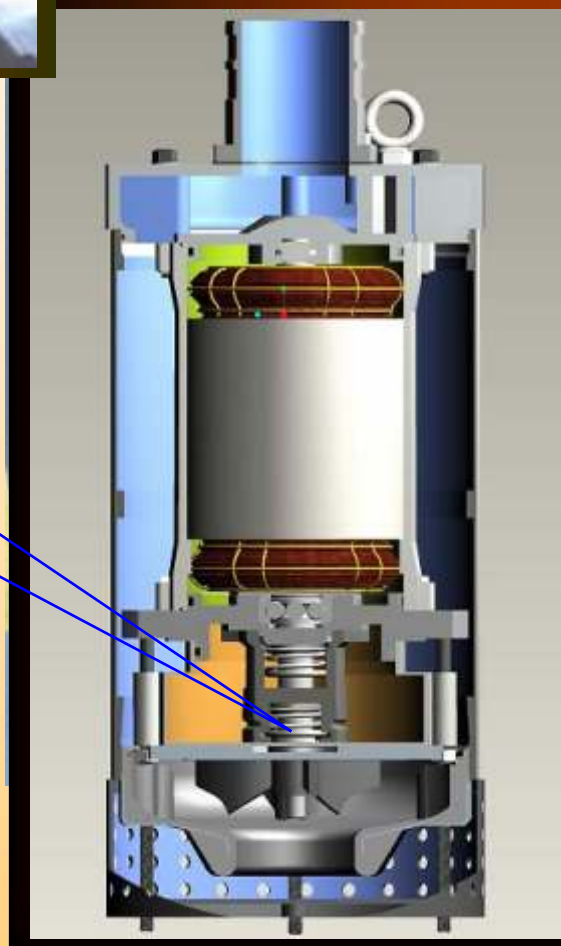
HEAVY DUTY CASTINGS FOR LAST LONG

All KPR'S pump models are constructed of strong die cast aluminum top cover & bottom cover with sand blasted and epoxy coated for last long.



LONG LIFE SEALS

All models use an exclusive dual tandem, double mechanical seal system, with each set mechanically independent, for added protection against water intrusion. Seal faces are tungsten carbide for maximum resistance to corrosion, abrasion & thermal shock. The seals are operated in a stainless steel chamber filled with lubricating oil.



HIGH PERFORMANCE SUBMERSIBLE MOTOR

All KPR'S dewatering pumps are equipped with a heavy duty class 'F' insulated submersible motor with shrink fitted stator for exceptional heat transfer, keeping the motor cool even under snore or partial submergence conditions. Motor windings are dipped & baked three times in high temperature class 'H' insulating varnish for extended protection against burnout & moisture penetration. The entire motor operates in air, reducing motor drag while eliminating the possibility of environmental contaminations.

WEAR RESISTANT STEEL OIL CHAMBER

All KPR'S pumps are equipped with constructed of strong investment cast stainless steel seal housing for continues seal lubrication and long life.

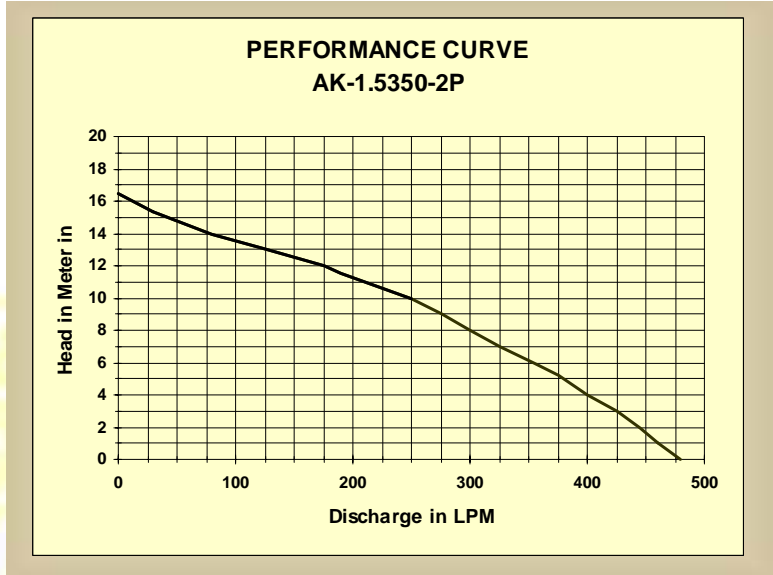




"THE NAME BEHIND PUMP PERFORMANCE"

KPR'S ELECTRIC SUBMERSIBLE DEWATERING PUMP

PUMP MODEL AK-1.5350-2P TECHNICAL SPECIFICATION



INTRODUCTION:

KPR'S dewatering submersible pumps, known for job site dependability. Pumps are constructed of strong die cast aluminum and stainless steel body parts; they are fitted with stainless steel hardened impellers and field adjustable nitrile rubber diffuser. The both upper and lower mechanical seals are wholly enclosed in oil chamber. These tough pumps do not have to be totally submerged and will operate under snore conditions if necessary.

- **Model No. :** AK-1.5350-2P
- **Motor Rating:**
1.5 HP (1.1KW)/3Ø/50Hz/415Volt, 2800 RPM DOL Start squirrel cage continuous rated induction motor, insulation Class F (155 °C).
Also Available in Single Phase 220 Volt.
- **Full Load Current:**
3 Amps @ 415 Volt/3Ø/50Hz Ac Supply
- **Start/Stop:** Max.15 per hour.
- **Discharge Connection:**
2"Aluminium, Hose type.
- **Power Cable:**
15 meter, Water proof EPR insulated, flexible power cable of size 4 Core X 1.5 sq.mm.
*Use rated current when sizing control equipment.

- **Mechanical Seal :**
Double seals of Inner & Outer Tungsten Carbide Vs Tungsten Carbide and are wholly enclosed in oil chamber.
- **Materials:**
Casted Parts : Aluminum Alloy
Outer Casing/ Motor Casing : Aluminum Alloy
Motor Shaft : Stainless Steel
Impeller : Stainless Steel, Hardened (HRC-55)
Fasteners : Stainless Steel
Oil Chamber : Aluminum Alloy
Diffuser : Aluminum Alloy
Strainer : Stainless Steel with circular holes of 6mm X 6mm.
- **Limitations:** Max. Submergence depth-6 Mtr.
Min. Submergence depth – 6" Inch.
Max. Liquid Temperature-40 °C.

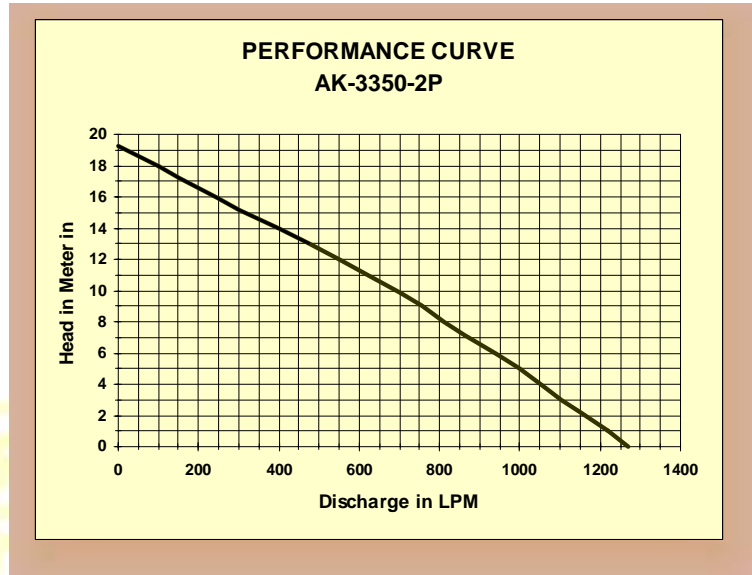
*These pumps must be used with external motor protection in accordance with technical data.

- **Weight:** 17 KG (Approx) without Cable

(Due to continues product development, Specifications may be subject to change without notice.)

PUMP MODEL AK-3350-2P

TECHNICAL SPECIFICATION



INTRODUCTION:

KPR'S dewatering submersible pumps, known for job site dependability. Pumps are constructed of strong die cast aluminum and 304 stainless steel body parts; they are fitted with stainless steel hardened impellers and field adjustable nitrile rubber diffuser. The both upper and lower mechanical seals are wholly enclosed in oil chamber. These tough pumps do not have to be totally submerged and will operate under snore conditions if necessary.

- **Model No. :** **AK-3350-2P**
- **Motor Rating:**
3HP (2.2KW)/3Ø/50Hz/415Volt, 2850 RPM DOL Start squirrel cage continuous rated induction motor, insulation Class F (155 °C).
Also Available in Single Phase 220 Volt.
- **Full Load Current:**
5.4 Amps @ 415 Volt/3Ø/50Hz Ac Supply
- **Start/Stop:** Max.15 per hour.
- **Discharge Connection:**
3"Aluminium, Hose type.
- **Power Cable:**
15 meter, Water proof EPR insulated, flexible power cable of size 4 Core X 2.5 sq.mm.
*Use rated current when sizing control equipment.

- **Mechanical Seal :**
Double seals of Inner & Outer Tungsten Carbide Vs Tungsten Carbide and are wholly enclosed in oil chamber.

- **Materials:**
 - Casted Parts : Aluminum Alloy
 - Outer Casing/ Motor Casing : Aluminum Alloy
 - Motor Shaft : Stainless Steel
 - Impeller : Stainless Steel, Hardened (HRC-55)
 - Fasteners : Stainless Steel
 - Oil Chamber : Aluminum Alloy
 - Diffuser : Aluminum Alloy
 - Strainer : Stainless Steel with circular holes of 6mm X 6mm.

- **Limitations:** Max. Submergence depth-10 Mtr.
Min. Submergence depth – 6" Inch.
Max. Liquid Temperature-40 °C.

*These pumps must be used with external motor protection in accordance with technical data.

- **Weight:** **35** KG (Approx) without Cable

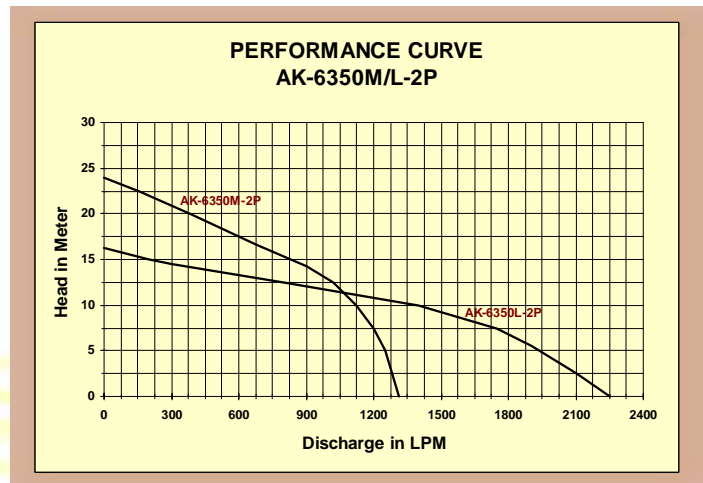
(Due to continues product development, Specifications may be subject to change without notice.)



"THE NAME BEHIND PUMP PERFORMANCE"

KPR'S ELECTRIC SUBMERSIBLE DEWATERING PUMP

PUMP MODEL AK-6350M|L-2P TECHNICAL SPECIFICATION



INTRODUCTION:

KPR'S dewatering submersible pumps, known for job site dependability. Pumps are constructed of strong die cast aluminum and stainless steel body parts; they are fitted with stainless steel hardened impellers and field adjustable nitrile rubber diffuser. The both upper and lower mechanical seals are wholly enclosed in stainless steel oil chamber. These tough pumps do not have to be totally submerged and will operate under snore conditions if necessary.

- **Model No. :** AK-6350ML-2P
- **Motor Rating:**
6HP (4.5KW)/3Ø/50Hz/415Volt, 2850 RPM DOL
Start squirrel cage continuous rated induction motor, insulation Class F (155 °C).
- **Full Load Current:**
9.8 Amps @ 415 Volt/3Ø/50Hz Ac Supply
- **Start/Stop:** Max.15 per hour.
- **Discharge Connection:**
4"Stainless Steel, Hose type.
- **Power Cable:**
15 meter, Water proof EPR insulated, flexible power cable of size 4 Core X 2.5 sq.mm.
*Use rated current when sizing control equipment.

- **Mechanical Seal :**
Double mechanical seals (Inner & Outer) in Tandem arrangement. Seal faces are Tungsten Carbide Vs Tungsten Carbide and are wholly enclosed in stainless steel oil chamber.
- **Materials:**
Casted Parts : Aluminum Alloy
Outer Casing/ Motor Casing : Stainless Steel
Motor Shaft : Stainless Steel
Impeller : Stainless Steel, Hardened (HRC-55)
Fasteners : Stainless Steel
Oil Chamber : Stainless Steel
Diffuser : Nitrile Rubber Coated
Strainer : Stainless Steel with circular holes of 10mm X 10mm.
- **Limitations:** Max. Submergence depth-10 Mtr.
Max. Liquid Temperature-40 °C.
- *These pumps must be used with external motor protection in accordance with technical data.
- **Weight:** 45 KG (Approx) without Cable

(Due to continues product development, Specifications may be subject to change without notice.)

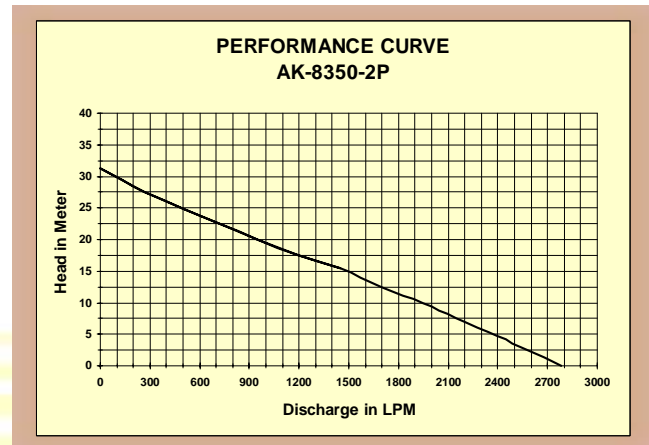


"THE NAME BEHIND PUMP PERFORMANCE"

KPR ELECTRIC SUBMERSIBLE DEWATERING PUMP

PUMP MODEL AK-8350-2P

TECHNICAL SPECIFICATION



INTRODUCTION:

KPR dewatering submersible pumps, known for job site dependability. Pumps are constructed of strong die cast aluminum and stainless steel body parts; they are fitted with stainless steel hardened impellers and field adjustable nitrile rubber diffuser. The both upper and lower mechanical seals are wholly enclosed in stainless steel oil chamber. These tough pumps do not have to be totally submerged and will operate under snore conditions if necessary.

- **Model No. :** AK-8350-2P
- **Motor Rating:**
8HP (6KW)/3Ø/50Hz/415Volt, 2850 RPM DOL
Start squirrel cage continuous rated induction motor, insulation Class F (155 °C).
- **Full Load Current:**
13 Amps @ 415 Volt/3Ø/50Hz Ac Supply
- **Start/Stop:** Max.15 per hour.
- **Discharge Connection:**
4"Stainless Steel, Hose type.
- **Power Cable:**
15 meter, Water proof EPR insulated, flexible power cable of size 4 Core X 4 sq.mm.
*Use rated current when sizing control equipment.

- **Mechanical Seal :**
Double mechanical seals (Inner & Outer) in Tandem arrangement. Seal faces are Tungsten Carbide Vs Tungsten Carbide and are wholly enclosed in stainless steel oil chamber.
- **Materials:**
 - Casted Parts : Aluminum Alloy
 - Outer Casing/ Motor Casing : Stainless Steel
 - Motor Shaft : Stainless Steel
 - Impeller : Stainless Steel, Hardened (HRC-55)
 - Fasteners : Stainless Steel
 - Oil Chamber : Stainless Steel
 - Diffuser : Nitrile Rubber Coated
 - Strainer : Stainless Steel with circular holes of 10mm X 10mm.
- **Limitations:** Max. Submergence depth-15 Mtr.
Max. Liquid Temperature-40 °C.
- *These pumps must be used with external motor protection in accordance with technical data.
- **Weight:** 57 KG (Approx) without Cable

(Due to continues product development, Specifications may be subject to change without notice.)

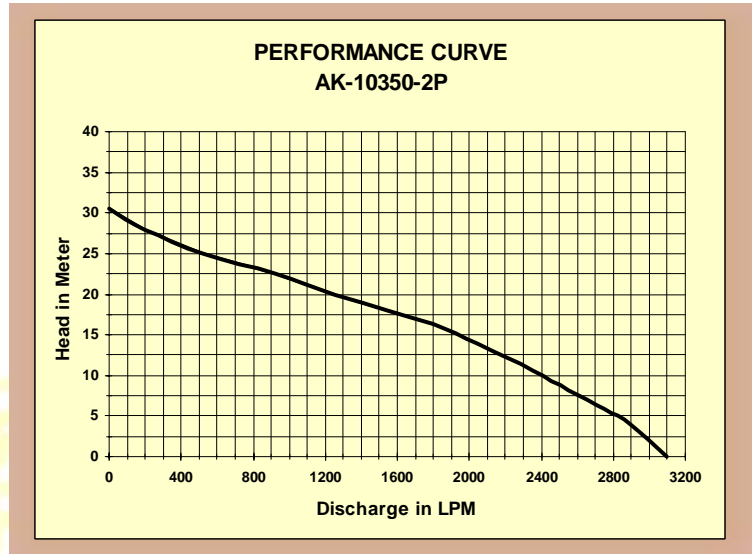


"THE NAME BEHIND PUMP PERFORMANCE"

KPR ELECTRIC SUBMERSIBLE DEWATERING PUMP

PUMP MODEL AK-10350-2P

TECHNICAL SPECIFICATION



INTRODUCTION:

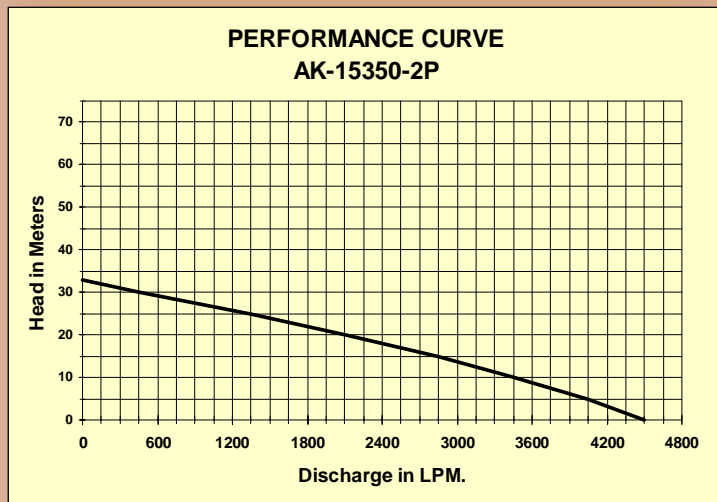
KPR dewatering submersible pumps, known for job site dependability. Pumps are constructed of strong die cast aluminum and stainless steel body parts; they are fitted with stainless steel hardened impellers and field adjustable nitrile rubber diffuser. The both upper and lower mechanical seals are wholly enclosed in stainless steel oil chamber. These tough pumps do not have to be totally submerged and will operate under snore conditions if necessary.

- **Model No. :** **AK-10350-2P**
- **Motor Rating:**
10 HP (7.5KW)/3Ø/50Hz/415Volt, 2850 RPM DOL Start squirrel cage continuous rated induction motor, insulation Class F (155 °C).
- **Full Load Current:**
16 Amps @ 415 Volt/3Ø/50Hz Ac Supply
- **Start/Stop:** Max.15 per hour.
- **Discharge Connection:**
4"Stainless Steel, Hose type.
- **Power Cable:**
15 meter, Water proof EPR insulated, flexible power cable of size 4 Core X 4 sq.mm.
*Use rated current when sizing control equipment.

- **Mechanical Seal :**
Double mechanical seals (Inner & Outer) in Tandem arrangement. Seal faces are Tungsten Carbide Vs Tungsten Carbide and are wholly enclosed in stainless steel oil chamber.
- **Materials:**
Casted Parts : Aluminum Alloy
Outer Casing/ : Stainless Steel
Motor Casing : Stainless Steel
Motor Shaft : Stainless Steel
Impeller : Stainless Steel, Hardened (HRC-55)
Fasteners : Stainless Steel
Oil Chamber : Stainless Steel
Diffuser : Nitrile Rubber Coated
Strainer : Stainless Steel with circular holes of 10mm X 10mm.
- **Limitations:** Max. Submergence depth-15 Mtr.
 Max. Liquid Temperature-40 °C.
- *These pumps must be used with external motor protection in accordance with technical data.
- **Weight:** 65.5 KG (Approx) without Cable

(Due to continues product development, Specifications may be subject to change without notice.)

PUMP MODEL AK-15350-2P TECHNICAL SPECIFICATION



INTRODUCTION:

KPR'S dewatering submersible pumps, known for job site dependability. Pumps are constructed of strong die cast aluminum and stainless steel body parts; they are fitted with stainless steel hardened impellers and field adjustable nitrile rubber diffuser. The both upper and lower mechanical seals are wholly enclosed in oil chamber. These tough pumps do not have to be totally submerged and will operate under snore conditions if necessary.

- **Model No. :** **AK-15350-2P**
- **Motor Rating:**
15 HP (11KW)/3Ø/50Hz/415Volt, 2850 RPM DOL
Start squirrel cage continuous rated induction
motor, insulation Class F (155 °C).
- **Full Load Current:**
24 Amps @ 415 Volt/3Ø/50Hz Ac Supply
- **Start/Stop:** Max.15 per hour.
- **Discharge Connection:**
6"Stainless Steel, Hose type.
- **Power Cable:**
15 meter, Water proof EPR insulated, flexible
power cable of size 4 Core X 4 sq.mm.
*Use rated current when sizing control equipment.

- **Mechanical Seal :**
Double mechanical seals (Inner & Outer) in
Tandem arrangement. Seal faces are Tungsten
Carbide Vs Tungsten Carbide and are wholly
enclosed in oil chamber.
- **Materials:**
Casted Parts : Aluminum Alloy
Outer Casing : Stainless Steel
Motor Casing : Aluminum Alloy
Motor Shaft : Stainless Steel
Impeller : Stainless Steel, Hardened
 (HRC-55)
Fasteners : Stainless Steel
Diffuser : Nitrile Rubber Coated
Strainer : Stainless Steel with circular
 holes of 30mm.
- **Limitations:** Max. Submergence depth-15 Mtr.
Min. Submergence depth- 100mm.
Max. Liquid Temperature-40 °C.
- *These pumps must be used with external motor
protection in accordance with technical data.
- **Weight:** **130** KG (Approx) without Cable

(Due to continues product development, Specifications may be subject to change without notice.)



"THE NAME BEHIND PUMP PERFORMANCE"

THE KPR`S VISION

TO BE THE LEADING GLOBAL SUPPLIER OF SUBMERSIBLE DEWATERING PUMP SYSTEMS AND SERVICES IN PARTNERSHIP WITH OUR CUSTOMERS TO ENABLE THEM TO CONSISTENTLY PRODUCE AT THE LOWEST COST OVER THE LIFE CYCLE OF THE EQUIPMENT.

MANUFACTURED BY

KPR`S PUMPS

Shed No. 5, Survey No-83,
Anant Industrial Estate,
Shivne, PUNE – 411 023
Tel. No. : +91-20-60709991,
Fax: +91-20-30221974,
Mob. : +91-8149135652,
U.A.E.: +97150-2373804,
Email. : ashwin@kprspumps.com
Web: www.kprspumps.com

Sold and Serviced By